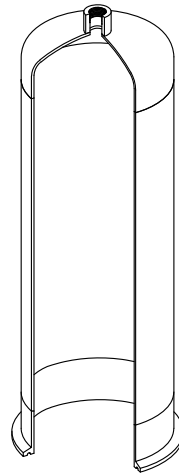
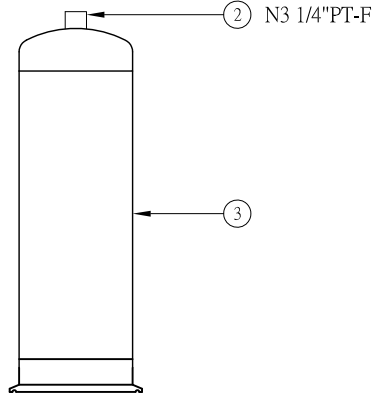
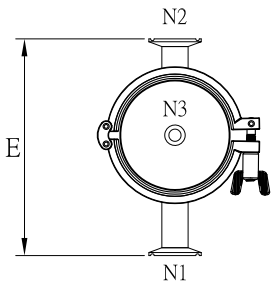
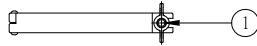
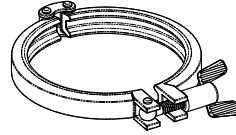




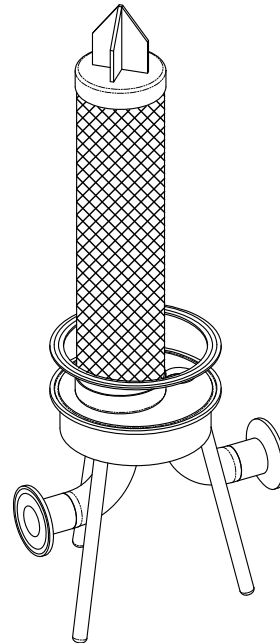
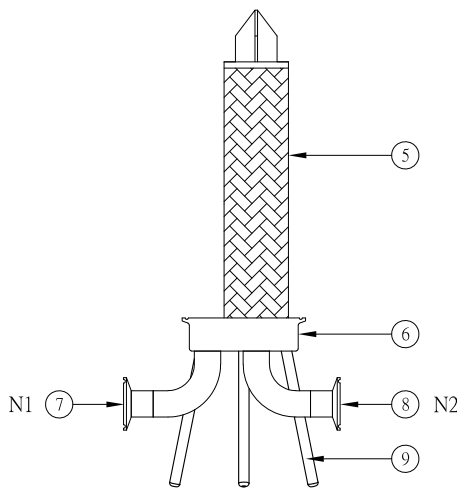

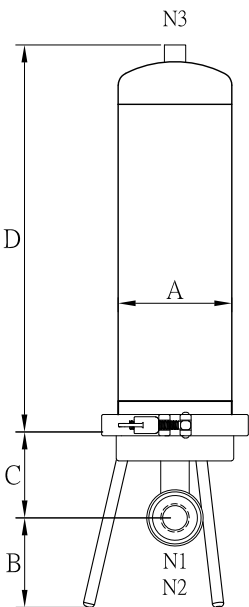
1RS SERIES >>> 衛生級單支裝濾芯機

Sanitary Single Cartridge Filter Housing

- ... 設計壓力 Design P. ... 10kg/cm²
- ... 操作壓力 Operating P. ... 7kg/cm²
- ... 設計溫度 Design T. ... 100°C
- ... 操作溫度 Operating T. ... 75°C



NO.	名稱 Description
1	束環 Clamp
2	排氣口 Vent
3	桶體 Shell
4	墊片 Gasket
5	濾芯 Filter cartridge
6	底座 Base
7	入水口 Port inlet
8	出水口 Port outlet
9	腳架 Support leg



型式 Model	Length Of Cartridge	A m/m	B m/m	C m/m	D m/m	E m/m	M ³ /Hr	GPM	重量 Weight
1RS 1	10"	∅101.6	77	83	340	207	1	5	4.5kg
1RS 2	20"	∅101.6	77	83	590	207	2	10	6.0kg
1RS 3	30"	∅101.6	77	83	840	207	3	15	7.5kg

*適用1"入口徑規格，其它入口徑規格需配合轉接頭
 *SYS standard inlet/outlet size is 1", other size needs to use transfer adaptor.

*濾芯僅供選購
 * Filter element for optional purchase.